



SWISS INNOVATION APPLIED TO BEAUTY



TEOSYAL Ultimate
Intense
volume

— LABORATORIES —
TEOXANE
GENEVA



3 ml syringe



exceptional volumizing power



immediate and durable results

●●● Injection areas



●●● Injection technique*

Using TEOSYAL Ultimate requires careful study of your patient's facial architecture and thorough knowledge of the facial anatomy and pre-periosteal, subdermal implant techniques.

The injection is carried out with a **23G1 needle** (supplied in the TEOSYAL Ultimate box), or with an **18G foam cannula** (available at your distributor). For the patient's comfort it may be carried out under local or nerve-block anaesthetic. A preparation with cream such as EMLA® may be applied. The product's contra-indications must be strictly observed.


The injection is generally carried out deeply in a concave area of the pre-periosteal or subdermal layers, but never in the dermis. In the case of injection in the cheek, **for optimal, natural correction**, the area slightly above the depression to be filled is treated. The concave area is then injected moderately in order not to accentuate facial ptosis.

In order to achieve optimal symmetry of the face and good distribution of the implant, the patient is in the sitting position and **the injection must be steady, slow and without resistance, using a retro-grade or fan technique.** The dense and visco-elastic gel is gently deposited so the volume of product injected can be assessed without over-correction. A hand massage is recommended to homogenize the injected area, as is ice and sometimes an analgesic may be required.

●●● Recommendations

Anatomical landmarks must be taken into account to limit risk.

The areas of the anatomy to be avoided are as follows:



*DVD on the TEOSYAL Ultimate injection technique available since September 2009.

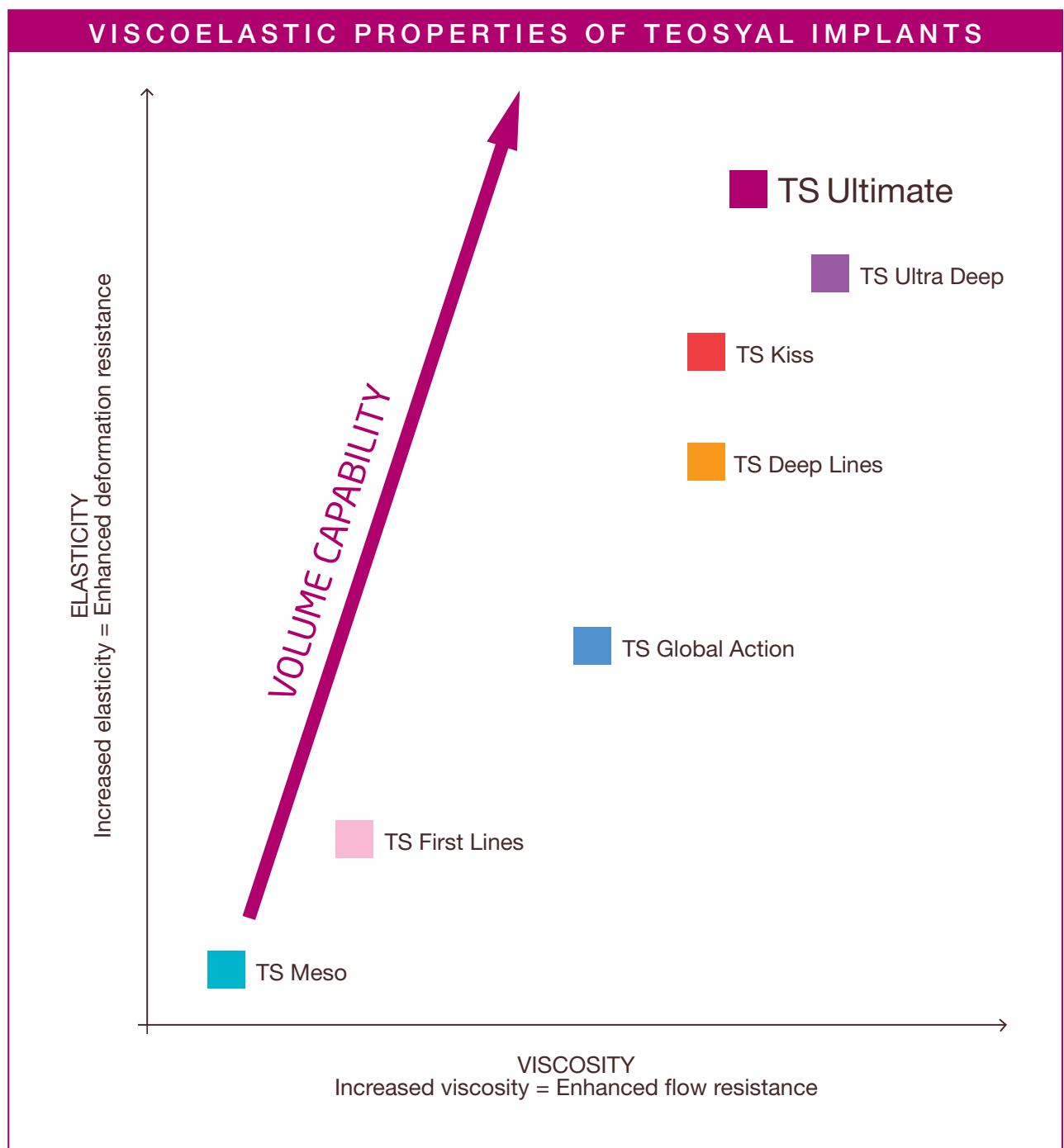
TEOSYAL Ultimate

An **exceptional filling implant** presented for the first time **exclusively in a 3ml syringe**.

TEOSYAL Ultimate is the latest-generation filling implant in the TEOSYAL range and **the ideal solution** for sagging skin and the loss of fatty facial support.

Specially designed for **remodelling faces** requiring large volumes of product, TEOSYAL Ultimate enables significant improvement of facial harmony by increasing subcutaneous tissue, creating volume (in the upper cheeks, cheeks and chin) and ensuring **the immediate correction of deep skin depressions**.

Its rheological properties ensure high volume-creating capacity for a perfect remodelling of the face.

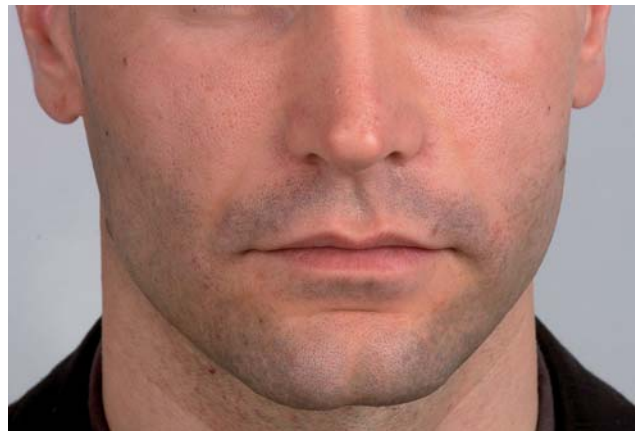
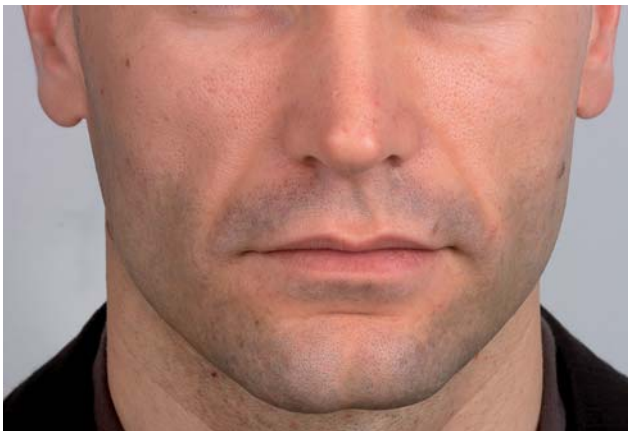


●●● Results

- The **lifting effect** is immediate.
- The **cheeks are plumped** and **the upper cheeks and chin remodeled** for an immediate result optimized in the long term.
- One to two sessions are sufficient to obtain an optimal correction and last 18 month in average.

BEFORE

AFTER



●●● TEOSYAL Ultimate has all the advantages of the TEOSYAL range:

- Cross-linked hyaluronic acid of non-animal origin
- Biodegradable gel which is slowly resorbed over time
- Safe, high-quality products
- Glass syringe
- Monophasic, homogeneous gel

TEOSYAL® RANGE - INDICATIONS AND SUMMARY TABLE

	TEOSYAL® Meso	TEOSYAL® First Lines	TEOSYAL® Global Action	TEOSYAL® Touch Up	TEOSYAL® Deep Lines	TEOSYAL® Kiss	TEOSYAL® Ultra Deep	TEOSYAL® Ultimate
Concentration	15 mg/g	20 mg/g	25 mg/g	25 mg/g	25 mg/g	25 mg/g	25 mg/g	22 mg/g
Volume-creating capability	○ ○ ○ ○ ○ ○	● ○ ○ ○ ○ ○	● ● ○ ○ ○ ○	● ● ○ ○ ○ ○	● ● ● ○ ○ ○	● ● ● ● ○ ○	● ● ● ● ● ○	● ● ● ● ● ●
Needle	30G 1/2	30G 1/2	30G 1/2	30G 1/2	27G 1/2	27G 1/2	25G1	23G1
Indications	Rehydration of the dermis with treatment protocol.	Lines and superficial crows' feet and peribuccal wrinkles.	All moderately pronounced wrinkles. Glabella wrinkles, moderately nasogenian folds and peribuccal wrinkles.	All moderately pronounced wrinkles, ideal for touch-ups.	Highly pronounced wrinkles. Nasogenian folds and deep Marionette lines. Moderately pronounced tear troughs depression.	Lip contour and volume.	Creates and restores volumes, facial contours and tear trough. Very deep wrinkles in thick skin.	Cheeks, upper cheeks, chin, facial contours.
Injection area	 Superficial dermis	 Superficial dermis	 Mid dermis	 Mid dermis	 Deep dermis	 Deep dermis	 Subcutaneous tissue	 Subdermal or pre-periosteal
Blister pack	2 x 1ml	2 x 0.7ml	2 x 1 ml	2 x 0.5 ml	2 x 1 ml	2 x 1 ml	2 x 1 ml 2 x 1.2 ml	1 x 3 ml
Estimated duration before top-up*	2 - 3 months	6 months on average	6 - 9 months on average	6 - 9 months on average	6 - 9 months on average	6 - 9 months on average	9 - 12 months on average	12 - 18 months on average

*Average duration depends on several factors: patient's skin type, severity of the wrinkle to be corrected, type of injection (superficial, medium or deep dermis) and the volume injected.